

淡江大學 97 學年度碩士班招生考試試題

系別：機械與機電工程學系

科目：自動控制

准帶項目請打「V」

V 簡易型計算機

本試題共 2 頁 4 大題

1. (20%) A spring-mass-damper system is shown in Figure 1. Find the transfer function $Y(s)/F(s)$.

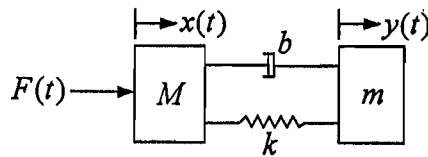


Figure 1 Spring-mass-damper system

2. (20%) Consider the unity negative feedback control system of Figure 2, where the process transfer function is expressed as

$$G(s) = \frac{k}{s(s + \sqrt{3}k)}$$

- Determine the percent overshoot and settling time (using 2% settling criterion) due to a unit step input.
- For what range of k is the settling time less than 1.2 sec?

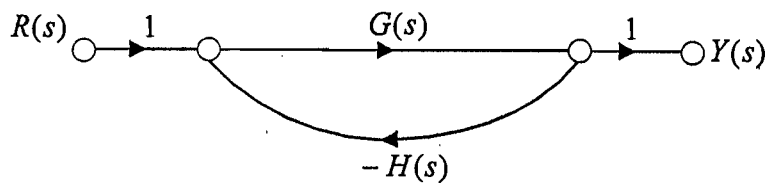


Figure 2 A feedback control system

本試題是雙面印製

淡江大學 97 學年度碩士班招生考試試題

系別：機械與機電工程學系

科目：自動控制

准帶項目請打「V」

V 簡易型計算機

本試題共 2 頁 4 大題

3. (30%) Consider the feedback control system of Figure 3, where the loop transfer function is

$$GH(s) = \frac{K}{s(s+2)}$$

- Sketch the root locus for the feedback control system.
- If we require the damping ratio of the dominant complex roots to be $\zeta=0.45$, please determine the loop gain K to meet the requirement.
- If we require further that the system velocity error constant is $K_v=20$ (damping ratio is still $\zeta=0.45$), please design a cascade phase-lag compensator $C(s) = \frac{(s+z)}{s+p}$ to meet the requirements.

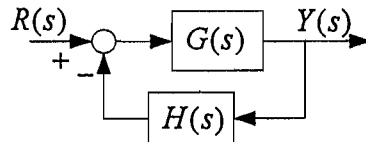


Figure 3 A feedback control system

4. (30%) Consider the feedback control system of Figure 3, where the loop transfer function is

$$GH(s) = \frac{K}{s(s+2)}, \quad H(s) = 1$$

- If the requirement of percent overshoot is less than 5% for this second-order system, determine the damping ratio ζ , the natural frequency ω_n , and the loop gain K for the system.
- Plot the Bode diagram for the loop transfer function in Question a.
- Design a cascade phase-lead compensator to meet the requirement of the percent overshoot to be less than 5% and a requirement of the system phase margin to be approximately 65° .

Note: For a phase-lead compensator $C(s) = \frac{K_c(s+z)}{s+p}$:

the magnitude and phase at the maximum phase angle are

$$|C(j\omega)| = \sqrt{\frac{p}{z}}$$

$$\angle C(j\omega) = \phi_m(\omega) = \sin^{-1}\left(\frac{p-z}{p+z}\right)$$

The frequency at the maximum phase lead is

$$\omega_m = \sqrt{zp}$$