

26

淡江大學九十二學年度進修學士班轉學生招生考試試題

系列：企業管理學系三年級

科目：統計學

准帶項目請打「○」否則打「×」	
○	簡單型計算機

本試題共 2 頁

本試題雙面印製

1. 試解釋或定義下列名詞:(20分)

- (1) Chebyshev's theorem
- (2) Sampling distribution
- (3) Central Limit Theorem
- (4) Bayes' theorem

2. 常用的機率抽樣方法有那幾種。(15分)

3. 為研究 A 市居民所得(X)如何影響其儲蓄(Y)而建立如下之迴歸模型:

$$Y_i = \beta_0 + \beta_1 X_i + \varepsilon_i, \text{ 其中 } \varepsilon_i \sim N(0, \sigma^2)$$

現若觀察 20 位居民得以下資料:(單位:萬元)

$$r_{xy} = 0.5, S_x = 5, S_y = 2, \text{ 其中 } S_x, S_y \text{ 分別為 } X, Y \text{ 之標準差}$$

- (1) 依上述資料,以最小平方法估計居民所得增加 1 萬元時,其儲蓄如何變動?(5分)
- (2) 是否可接受 "居民所得愈高,儲蓄亦愈高" 的說法,以 $\alpha = 0.05$ 檢定之。(10分)

4. A 公司生產之產品,每個的平均重量為 10 公克,太輕或太重都代表生產線有問題,須停工檢查.依過去之資料顯示其產品重量的標準差為 0.8 克.現有一品管人員抽出 36 個產品,得其平均重量為 10.3 克,則

- (1) 若取顯著水準為 0.05,則此檢定之檢定規則為何?(10分)
- (2) 依(1)所定之檢定規則,生產線是否須停工檢查。(5分)
- (3) 依(1)所定之檢定規則,若產品真正的平均重量為 10.2 克,則生產線繼續生產的機率為何?(10分)

5. 為研究 A, B, C, D, 4 種不同包裝方式對銷售量是否有影響.現自超市中,隨機觀察 7 天,得各種包裝的平均銷售量和銷售量的變異數如下:

	包 裝 方 式			
	A	B	C	D
平均銷售量	213	220	215	208
銷售量變異數	32	36	31	40

- (1) 試建立變異數分析(ANOVA)表,並以 $\alpha = 0.05$ 檢定四種不同包裝方式之平均銷售量是否相同。(16分)
- (2) 進行(1)之分析時,須有那些假設條件。(9分)

淡江大學九十二學年度進修學士班轉學生招生考試試題


系別：企業管理學系三年級

科目：統計學


准帶項目請打「○」否則打「×」
○ 簡單型計算機

本試題共 2 頁

標準常態分配值



z	.00	.01	.02	.03	.04	.05	.06	.07	.08	.09
-3.5	.0002	.0002	.0002	.0002	.0002	.0002	.0002	.0002	.0002	.0002
-3.4	.0003	.0003	.0003	.0003	.0003	.0003	.0003	.0003	.0003	.0002
-3.3	.0005	.0005	.0005	.0004	.0004	.0004	.0004	.0004	.0004	.0003
-3.2	.0007	.0007	.0006	.0006	.0006	.0006	.0006	.0005	.0005	.0005
-3.1	.0010	.0009	.0009	.0009	.0008	.0008	.0008	.0008	.0007	.0007
-3.0	.0013	.0013	.0013	.0012	.0012	.0011	.0011	.0011	.0010	.0010
-2.9	.0019	.0018	.0018	.0017	.0016	.0015	.0015	.0014	.0014	.0014
-2.8	.0026	.0025	.0024	.0023	.0023	.0022	.0021	.0021	.0020	.0019
-2.7	.0035	.0034	.0033	.0032	.0031	.0030	.0029	.0028	.0027	.0026
-2.6	.0047	.0045	.0044	.0043	.0041	.0040	.0039	.0038	.0037	.0036
-2.5	.0062	.0060	.0059	.0057	.0055	.0054	.0052	.0051	.0049	.0048
-2.4	.0082	.0080	.0078	.0075	.0073	.0071	.0069	.0068	.0066	.0064
-2.3	.0107	.0104	.0102	.0099	.0096	.0094	.0091	.0089	.0087	.0084
-2.2	.0139	.0136	.0132	.0129	.0125	.0122	.0119	.0116	.0113	.0110
-2.1	.0179	.0174	.0170	.0166	.0162	.0158	.0154	.0150	.0146	.0143
-2.0	.0228	.0222	.0217	.0212	.0207	.0202	.0197	.0192	.0188	.0183
-1.9	.0287	.0281	.0274	.0268	.0262	.0256	.0250	.0244	.0239	.0233
-1.8	.0359	.0351	.0344	.0336	.0329	.0322	.0314	.0307	.0301	.0294
-1.7	.0446	.0436	.0427	.0418	.0409	.0401	.0392	.0384	.0375	.0367
-1.6	.0548	.0537	.0526	.0516	.0505	.0495	.0485	.0475	.0465	.0455
-1.5	.0668	.0655	.0643	.0630	.0618	.0606	.0594	.0582	.0571	.0559
-1.4	.0808	.0793	.0778	.0764	.0749	.0735	.0721	.0708	.0694	.0681
-1.3	.0968	.0951	.0934	.0918	.0901	.0885	.0869	.0853	.0838	.0823
-1.2	.1151	.1131	.1112	.1093	.1075	.1056	.1038	.1020	.1003	.0985
-1.1	.1357	.1335	.1314	.1292	.1271	.1251	.1230	.1210	.1190	.1170
-1.0	.1587	.1562	.1539	.1515	.1492	.1469	.1446	.1423	.1401	.1379
-.9	.1841	.1814	.1788	.1762	.1736	.1711	.1685	.1660	.1635	.1611
-.8	.2119	.2090	.2061	.2033	.2005	.1977	.1949	.1922	.1894	.1867
-.7	.2420	.2389	.2358	.2327	.2297	.2266	.2236	.2206	.2177	.2148
-.6	.2743	.2709	.2676	.2643	.2611	.2578	.2546	.2514	.2483	.2451
-.5	.3085	.3050	.3015	.2981	.2946	.2912	.2877	.2843	.2810	.2776
-.4	.3446	.3409	.3372	.3336	.3300	.3264	.3228	.3192	.3156	.3121
-.3	.3821	.3783	.3745	.3707	.3669	.3632	.3594	.3557	.3520	.3483
-.2	.4207	.4168	.4129	.4090	.4052	.4013	.3974	.3936	.3897	.3859
-.1	.4602	.4562	.4522	.4483	.4443	.4404	.4364	.4325	.4286	.4247
-.0	.5000	.4960	.4920	.4880	.4840	.4801	.4761	.4721	.4681	.4641

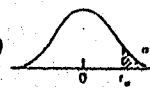


Percentage Points of $F(v_1, v_2)$ Distributions

$\alpha = .05$

$v_2 \backslash v_1$	$F_0(v_1, v_2)$								
	1	2	3	4	5	6	7	8	9
1	161.5	199.5	215.7	224.6	230.2	234.0	236.8	238.9	240.5
2	18.51	19.00	19.16	19.25	19.30	19.33	19.35	19.37	19.38
3	10.13	9.55	9.28	9.12	9.01	8.94	8.89	8.85	8.81
4	7.71	6.94	6.59	6.39	6.26	6.16	6.09	6.04	6.00
5	6.61	5.79	5.41	5.19	5.05	4.95	4.88	4.82	4.77
6	5.99	5.14	4.76	4.53	4.39	4.28	4.21	4.15	4.10
7	5.59	4.74	4.35	4.12	3.97	3.87	3.79	3.73	3.68
8	5.32	4.46	4.07	3.84	3.69	3.58	3.50	3.44	3.39
9	5.12	4.26	3.86	3.63	3.48	3.37	3.29	3.23	3.18
10	4.96	4.10	3.71	3.48	3.33	3.22	3.14	3.07	3.02
11	4.84	3.98	3.59	3.36	3.20	3.09	3.01	2.95	2.90
12	4.75	3.89	3.49	3.26	3.11	3.00	2.91	2.85	2.80
13	4.67	3.81	3.41	3.18	3.03	2.92	2.83	2.77	2.71
14	4.60	3.74	3.34	3.11	2.96	2.85	2.76	2.70	2.65
15	4.54	3.68	3.29	3.06	2.90	2.79	2.71	2.64	2.59
16	4.49	3.63	3.24	3.01	2.85	2.74	2.66	2.59	2.54
17	4.45	3.59	3.20	2.96	2.81	2.70	2.61	2.55	2.49
18	4.41	3.55	3.16	2.93	2.77	2.66	2.58	2.51	2.46
19	4.38	3.52	3.13	2.90	2.74	2.63	2.54	2.48	2.42
20	4.35	3.49	3.10	2.87	2.71	2.60	2.51	2.45	2.39
21	4.32	3.47	3.07	2.84	2.68	2.57	2.49	2.42	2.37
22	4.30	3.44	3.05	2.82	2.66	2.55	2.46	2.40	2.34
23	4.28	3.42	3.03	2.80	2.64	2.53	2.44	2.37	2.32
24	4.26	3.40	3.01	2.78	2.62	2.51	2.42	2.36	2.30
25	4.24	3.39	2.99	2.76	2.60	2.49	2.40	2.34	2.28

t-分配右尾百分點 $t_{\alpha}(d.f.)$



d.f.	α					
	.25	.1	.05	.025	.01	.005
1	1.000	3.078	6.314	12.706	31.821	63.657
2	.816	1.886	2.920	4.303	6.965	9.925
3	.765	1.638	2.353	3.182	4.341	5.841
4	.741	1.533	2.132	2.776	3.747	4.604
5	.727	1.476	2.015	2.571	3.365	4.032
6	.718	1.440	1.943	2.447	3.143	3.707
7	.711	1.415	1.895	2.363	2.998	3.499
8	.706	1.397	1.860	2.306	2.896	3.355
9	.703	1.383	1.833	2.262	2.821	3.250
10	.700	1.372	1.812	2.228	2.764	3.169
11	.697	1.363	1.796	2.201	2.718	3.106
12	.695	1.356	1.782	2.179	2.681	3.055
13	.694	1.350	1.771	2.160	2.650	3.012
14	.692	1.345	1.761	2.145	2.624	2.977
15	.691	1.341	1.753	2.131	2.602	2.947
16	.690	1.337	1.746	2.120	2.583	2.921
17	.689	1.333	1.740	2.110	2.567	2.898
18	.688	1.330	1.734	2.101	2.552	2.878
19	.688	1.328	1.729	2.093	2.539	2.861